

Acrylic Adhesive and Tackifier

suitable for release bond of carpet tiles and cushioned vinyl on porous and non-porous substrates in interior areas.

Product characteristics

- EMICODE EC1: very low emission
- for interior use only
- solvent-free
- high coverage
- suitable on underfloor heating systems
- can be applied by roller
- short waiting time
- easy to apply
- removable with soapy water from non-porous substrates
- conforms with MED 96/98/EC

Applications

SCHÖNOX MULTIFIX is suitable for release bonding of:

- carpet tiles with
 - foam backing, either smooth or embossed
 - synthetic secondary backing or jute backing
 - synthetic secondary backing
 - felt backing
- CV coverings (cushioned vinyl)
- impact sound insulation underlays on suitable substrates in interior areas.

Requirements of substrate

- Subfloors must be smooth, sound, clean, dry and free of any contaminants which may hinder adhesion.
- Surface treatments or any "friable" areas of the subfloor must be mechanically removed and the subfloor repaired with SCHÖNOX leveling compounds as required.
- Old water-soluble adhesives should be removed completely, old water-resistant adhesives should be mechanically removed as far as possible. The complete mechanical removal of cutback (i.e. grinding, sanding, blasting) can be hazardous as old cutback adhesive may contain asbestos. Do not sand or grind adhesive residue. Harmful dust may result. Inhalation of asbestos dust may cause asbestosis or other serious bodily harm. Please consult the adhesive manufacturer and all applicable government agencies for rules and regulations concerning the removal of flooring and adhesives that contain asbestos. Prime remaining adhesive residues accordingly.
- All slabs on or below grade level must be known to have an intact vapor retarder directly beneath the concrete in conformance to the relevant standards. If in doubt, please contact our SCHÖNOX representative for further advise.

- With subsequent laying of floor coverings on cementitious substrates, where moisture readings are above 75% RH or 3 lbs./1000 sq.ft./24hrs then application of SCHÖNOX SDG, SCHÖNOX MR 18 or SCHÖNOX EPA may be used to suppress residual moisture (see data sheet). Always follow the directions of the floor covering manufacturer regarding the maximum allowable moisture content and test the substrate prior to installing SCHÖNOX MULTIFIX.
- Gypsum screeds should always be dry. Do not use moisture mitigation systems on gypsum substrates.
- Complete removal of SCHÖNOX MULTIFIX is not guaranteed from ceramic tiles, natural stone, parquet, linoleum and other open-pored coverings.
- Refer to the technical product information of the coverings manufacturer for substrate requirements for specific coverings.
- The requirements of the relevant valid standards, guidelines and data sheets apply.

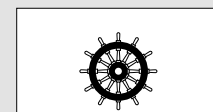

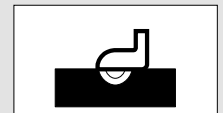
Recommended method of working

- SCHÖNOX MULTIFIX is stirred before use.
- Coverings to be fixed with SCHÖNOX MULTIFIX should be conditioned, unstressed and in a flat position.
- Spread the tackifier evenly on the substrate. Avoid lumps of adhesive. Recommended trowel size: 1/16" x 1/16" x 1/16" or roller.
- SCHÖNOX MULTIFIX can be mixed with up to 50 % water to reduce adhesion, particularly for carpet tiles.
- Testing of the recommended trowels is essential to ensure a good wetting!
- Textile coverings with synthetic secondary backing are usually laid during the semi-wet phase.
- Coverings with a smooth backing are laid during the contact phase.
- After laying without bubbles, rub down the covering and after a waiting time rub again or roll it.
- Laying stages:
 - semi-wet phase: start of contact phase, adhesive groove domes are transparent, stringiness is present. Fixation groove is not yet dried through.
 - contact phase: fixation film is transparent, but not yet tacky
- To take up the covering and remove the adhesive:

Technical data

- basis: acrylic dispersion with bonding additives
- color: off white
- density: 1.2 kg/l
- storage temperature: not below 41 °F
- temperature resistance with floor heating: up to 120 °F
- working temperature: not below 59 °F floor temperature
- coverage (undiluted):
 - roller: 1500 sq.ft. per unit
- waiting time: 20 - 90 min
- open time: up to 2 hours
- drying time: approx. 24 hours
- final strength: after approx. 72 hours

All values are approximate, are subject to local climatic fluctuations based upon conditions at 70°F with atmosphere of less than 65 % relative humidity following the recommended mixing ratio. Do not install underlayment or topping before the substrate has dried thoroughly.



- To remove, the covering is slowly peeled away from the substrate. Remove adhesive residues with soapy water after soaking for approx. 30 minutes. This process can be repeated when required.

- Direct securing to old adhesive residues can lead to interactions and thus to unpleasant smells.
- Clean tool immediately using SCHÖNOX FIX CLEAN.
- Follow the covering manufacturer's laying instructions. If in doubt, we recommend testing a small area.

Packaging

- 3 gal. in plastic pail

Storage

- Store in cool, frost-free conditions.
- Shelf life: 12 months unopened.
- Remove any skin that has formed, do not stir in.

Disposal

- Empty containers dispose of in accordance with federal, state and local waste disposal regulations.

VOC Content

- 0g/l (calculated) SCAQMD 1168

LEED

May help contribute to LEED certification of projects in the categories:

- EQc2
Low-Emitting Materials – 1 to 3 points

Environmental Product Declaration (EPD)

- Declaration number:
EPD-DIV-20140063-IBG1-EN

Precautions

- Follow the product data sheets for the SCHÖNOX supplementary products mentioned and used.
- If in doubt, please obtain further manufacturer's information or test in a small area.
- Avoid eye and skin contact. Close container after each use. Do not reuse container. Do not flush adhesive down drains, sewers or waterways. KEEP OUT OF REACH OF CHILDREN. Carefully read and follow all cautions and warnings on product label. For complete safety information, please refer to the Material Safety Data Sheet, or visit our website at www.schonox.us.

Limitation of Liability

To the best of our knowledge, the technical data contained herein are true and accurate at the date of issuance but are subject to change without prior notice. We guarantee our product to conform to the specifications

contained herein. We make no other warranty or guarantee of any kind, express or implied, including merchantability and fitness for particular purpose. Liability, if any, is limited to replacement of the product or refund of the purchase price. Labor or cost of labor and other consequential damages are hereby excluded. SCHÖNOX does not authorize anyone, including SCHÖNOX Representatives, to make any statements which supersede, modify or supplement the information provided on its printed literature or package labels without written confirmation.

The applicable recommendations, guidelines, regulations and safety data sheets are to be observed, together with the recognized architectural and engineering regulations. We guarantee that our products leave the factory in perfect condition. While our recommendations for use are based on tests and practical experience, they can only provide general guidance without any assurance as to product characteristics, since we have no influence over the conditions on site, the execution of the work or the method of processing. This product data sheet supersedes all previous editions.



The SCHÖNOX management system is certified to ISO 9001 and 14001 by DQS.

In North America provided by:

HPS North America, Inc

Phone: 855.391.2649

Fax: 256.246.0346

Email: info@hpsubfloors.com

<http://www.hpsubfloors.com>

