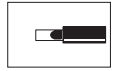
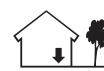
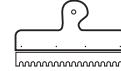




SCHÖNOX XM

Cement Based Self-leveling Compound

Suitable on cement and gypsum based substrates. Designed for fast leveling of floors in interior areas. SCHÖNOX XM can be installed up to 1/2".



Product characteristics

- EMICODE EC 1^{PLUS} R: very low emission
- Benefits to Environment and Health
- for interior use only
- self-leveling
- high hardness and strength
- suitable on underfloor heating systems
- layer thicknesses above 1/16" up to 1/2"
- pumpable
- very low shrinkage
- suitable for castor wheel loadings
- exceeds minimum Ff/FI requirements of ASTM and ACI when installed in accordance with the guidelines
- tested in accordance with ASTM C1708

Applications

SCHÖNOX XM is suitable for filling, smoothing and leveling of substrates under:

- flexible coverings
- wood floor, layer thickness above 1/8" (use elastic adhesives only)
- ceramic tiles

Substrates

SCHÖNOX XM is suitable on:

- concrete, cement substrates
- gypsum substrates
- old substrates such as ceramic tiles and terrazzo
- old, water-resistant adhesive residues

Requirements of substrate

- Subfloors must be smooth, sound, clean, dry and free of any contaminants which may hinder adhesion.
- Surface treatments or any "friable" areas of the subfloor must be mechanically removed back to a sound base and the substrate repaired with SCHÖNOX repair compounds as required.
- This product is not a vapor barrier and will allow free passage of moisture. Follow the directions of the floor covering manufacturer regarding the maximum allowable substrate moisture content and test the substrate prior to installing SCHÖNOX XM. Where substrate moisture exceeds the maximum allowed then application of SCHÖNOX SDG, SCHÖNOX MR 18 or SCHÖNOX EPA may be used to suppress residual moisture.
- Do not use SCHÖNOX XM where hydrostatic pressure conditions exist or where moisture vapor emissions exceed the recommended levels.
- Gypsum substrates should always be dry. Do not use moisture mitigation systems on gypsum substrates.

- Old water-soluble adhesives should be removed completely, old water-resistant adhesives should be mechanically removed as far as possible. The complete mechanical removal of cutback (i.e. grinding, sanding, blasting) can be hazardous as old cutback adhesive may contain asbestos. Do not sand or grind adhesive residue. Refer to the Resilient Floor Covering Institute's publication "recommended work practice for removal of resilient floor coverings" for instruction. Prime remaining adhesive residues accordingly.
- Old floors such as ceramic tiles should be thoroughly cleaned and abraded.
- The requirements of the relevant valid standards (such as ASTM 2873-13), guidelines and data sheets apply.

Priming

- **porous substrates such as:**
 - concrete, cement substrates prime with SCHÖNOX VD (1:3) or KH FIX
- **non porous, smooth, sound substrates such as:**
 - old water-resistant adhesive residues, removed as far as possible prime with SCHÖNOX SHP
- **gypsum substrates (sanded and vacuumed) and wooden substrates such as**
 - porous OSB board, plywood (well screwed down and/or bonded) prime with SCHÖNOX KH FIX

Mixing ratio

- mix each 25kg / 55lb. bag with 6.0 liters / 6.3 quarts of water
- Do not overwater! Foam while mixing, or settling of the sand aggregate while placing, indicates overwatering.

Recommended method of working

- Using a clean mixing drum, add SCHÖNOX XM to cold, clean water to form a homogeneous mixture. Mix thoroughly for approx. 3 minutes using a heavy-duty drill (min. 600 rpm) to obtain a lump-free mix. Then pour the mix and spread using a smoothing trowel. Even surfaces are easily achieved using a pin leveler. In higher thicknesses using a spike roller is recommended.
- Contact to vertical structures should be avoided by putting in SCHÖNOX FOAMTAPE.
- If a second layer of leveling compound is to be applied, prime the first layer with SCHÖNOX KH FIX after drying. The maximum layer thickness must not be exceeded in case of two layer applications.

Technical data

- pot life: approx. 30 minute
- ready for foot traffic: approx. 3 hours
- ready for covering:
 - after approx. 24 hours at 1/8"
 - after approx. 48 hours at 1/4"
- working temperature: 41°F - 90°F
- coverage per unit:
 - approx. 60 sq.ft. at 1/8" (depending on substrate conditions)
- compressive strength (ASTM C109):
 - 4300 psi / 25 N/mm² / 300 kg/cm² after 28 days
 - 2000 psi / 12 N/mm² / 135 kg/cm² after 1 day
- flexural strength (ASTM C348):
 - approx. 1000 psi / 5 N/mm² after 28 days
- tensile strength (ASTM C1583) at 1/8":
 - above 350 psi / 2 N/mm² after 3 days
- initial Set (ASTM C191):
 - approx. 70 minutes
- final Set (ASTM C191):
 - approx. 80 minutes
- cured density: 116 lbs. / cu.ft.
- flammability (ASTM E84): Flame Spread 0; Smoke Development 0

All values are approximate, are subject to local climatic fluctuations based upon conditions at 70°F with atmosphere of less than 65 % relative humidity following the recommended mixing ratio. Do not install underlayment or topping before the substrate has dried thoroughly.



SCHÖNOX XM

The second layer must not exceed the layer thickness of the first layer.

- Protect curing SCHÖNOX XM layers from high ambient temperatures, direct sunlight and draughts.
- Clean tools in water immediately.

Packaging

- 25kg / 55lb. net weight in paper bags

Storage

- Store in cool and dry conditions.
- Shelf life: 12 months unopened.
- End of shelf life does not generally indicate the end of the products suitability for the intended use. Always test in a small area.

Disposal

- Empty packaging and dispose of in accordance with federal, state and local waste disposal regulations.

VOC Content

- 0g/l (calculated), SCAQMD 1113

LEED

May help contribute to LEED v4 certification of projects in the categories:

- EQc2 - 3 points
Low-Emitting Materials
- MRc1 - up to 2 points
Life-Cycle Impact Reduction
- MRc2 - 1 point
Environmental Product Declaration
- MRc4 - 1 point
Material Ingredients

Environmental Product Declaration (EPD)

- Declaration number: EPD-DIV-2013311-EN

Instructions

- Always install an adequate number of properly located test areas, to include the finish flooring, to determine the suitability of the product for its intended use. As floor coverings vary, always contact and rely upon the floor covering manufacturer for specific directions such as maximum allowable moisture content, adhesive selection, and intended end use of the product.
- Low substrate temperatures and/or high ambient humidity require longer drying times.

Precautions

- SCHÖNOX XM contains Portland cement and sand aggregate. Avoid eye and skin contact. In case of contact, rinse immediately with plenty of water. In case of contact with eyes seek additional medical advice. Mix in a well ventilated area and avoid breathing powder or dust.
- Never mix with cement or additives other than SCHÖNOX approved products. Observe the basic rules of concrete work. Do not install below 41°F surface temperature. Install quickly if substrate is warm.

Prior to each use of any SCHÖNOX product, the user must always read and follow the warnings and instructions on the product's most current product label, Product Data Sheet and Safety Data Sheet which are available at www.schonox.us, or by calling the HPS SCHÖNOX Technical Service Department at 855-391-2649. Nothing contained in any SCHÖNOX materials relieves the user of the obligation to read and follow the warnings and instruction for each SCHÖNOX product as set forth in the current product label, Product Data Sheet and Safety Data Sheet prior to product use. This product data sheet supersedes all previous editions.



Management system certified to ISO 9001 and 14001 by SQS.

In North America provided by:

HPS North America, Inc
511 Wilhite Street Florence, AL 35630
Phone: 256.246.0345
Fax: 256.246.0346
Email: info@hpsubfloors.com
<http://www.hpsubfloors.com>



KEEP CONTAINER TIGHTLY CLOSED • KEEP OUT OF REACH OF CHILDREN • NOT FOR INTERNAL CONSUMPTION • FOR INDUSTRIAL USE ONLY • FOR PROFESSIONAL USE ONLY
SCHÖNOX products are supplied in the USA by SCHÖNOX HPS North America, a business unit of HPS North America, Inc. (HPS SCHÖNOX).

For further information and advice regarding transportation, handling, storage and disposal of chemical products, users should refer to the actual Safety Data Sheets containing physical, ecological, toxicological and other safety related data. Read the current actual Safety Data Sheet before using the product. In case of emergency, call GBK/Infotrac ID 108313 at 1 800 535 5053 (USA) or 001 352 323 3500 (International). HPS SCHÖNOX warrants this product for one year from date of installation to be free from manufacturing defects and to meet the technical properties on the current Product Data Sheet if used as directed within shelf life. User determines suitability of product for intended use and assumes all risks. Buyer's sole remedy shall be limited to the purchase price or replacement of product exclusive of labor or cost of labor. NO OTHER WARRANTIES EXPRESSED OR IMPLIED SHALL APPLY INCLUDING ANY WARRANTY OF MERCHANTABILITY OR FITNESS FOR A PARTICULAR PURPOSE. HPS SCHÖNOX SHALL NOT BE LIABLE UNDER ANY LEGAL THEORY FOR SPECIAL OR CONSEQUENTIAL DAMAGES. HPS SCHÖNOX SHALL NOT BE RESPONSIBLE FOR THE USE OF THIS PRODUCT IN A MANNER TO INFRINGE ON ANY PATENT OR ANY OTHER INTELLECTUAL PROPERTY RIGHTS HELD BY OTHERS. Sale of SCHÖNOX products are subject to the Terms and Conditions of Sale which are available at www.schonox.us.